

**2008 National City/KHSAA Boys' Sweet 16 - Game Box Score**

**Jeffersontown Chargers vs. Paintsville Tigers**

**Date: 03/19/2008 Time: 6:30 pm Site: Rupp Arena-Lexington, KY Attendance: N**

**Visitors: Paintsville Tigers**

##	Name	P	FG	3 Pt	FT	PTS	ORB	DRB	TR	PF	AST	TO	BS	ST	MIN
1	Zack Vialpando		0/0	0/0	0/0	0	0	0	0	0	0	0	0	0	DNP
4	* Justin Murray		7/9	1/1	2/3	17	2	0	2	4	1	3	0	2	28:57
5	Jeremy Pack		2/4	1/2	0/0	5	0	0	0	2	0	0	0	1	10:59
12	* Landon Slone		12/19	4/6	7/7	35	0	3	3	4	4	4	1	0	28:38
13	Shey Spencer		0/0	0/0	0/0	0	0	0	0	0	0	0	0	0	DNP
14	Dyllon Brown		0/0	0/0	0/0	0	0	0	0	0	0	0	0	0	DNP
15	Tyler Deaton		0/0	0/0	0/0	0	0	0	0	0	0	0	0	0	DNP
20	* Shane Grimm		2/4	0/0	6/10	10	1	3	4	3	4	2	0	1	32:00
22	Jordan Witten		0/0	0/0	0/0	0	0	0	0	0	0	0	0	0	DNP
23	* J D Vanhoose		4/8	1/3	2/2	11	1	4	5	1	0	0	1	0	32:00
35	Brett Reynolds		0/0	0/0	0/0	0	0	0	0	0	0	0	0	0	DNP
44	Seth Rice		0/0	0/0	0/0	0	0	0	0	0	0	0	0	0	DNP
45	* Blake Bundy		6/7	0/1	3/4	15	0	3	3	4	1	7	0	1	27:26
11	Dustin Caldwell		0/0	0/0	0/0	0	0	0	0	0	0	0	0	0	DNP
32	Andy Adkins		0/0	0/0	0/0	0	0	0	0	0	0	0	0	0	DNP
	Team						1	1	2			1			
	<b>Totals</b>		<b>33/51</b>	<b>7/13</b>	<b>20/26</b>	<b>93</b>	<b>5</b>	<b>14</b>	<b>19</b>	<b>18</b>	<b>10</b>	<b>17</b>	<b>2</b>	<b>5</b>	<b>160</b>
	<b>Total FG</b>		1st Half	15/26	57.7%	2nd Half	18/25	72.0%	Game	33/51	64.7%				
	<b>3 PT FG</b>		1st Half	3/8	37.5%	2nd Half	4/5	80.0%	Game	7/13	53.8%				
	<b>Free Throws</b>		1st Half	8/11	72.7%	2nd Half	12/15	80.0%	Game	20/26	76.9%				

**Home: Jeffersontown Chargers**

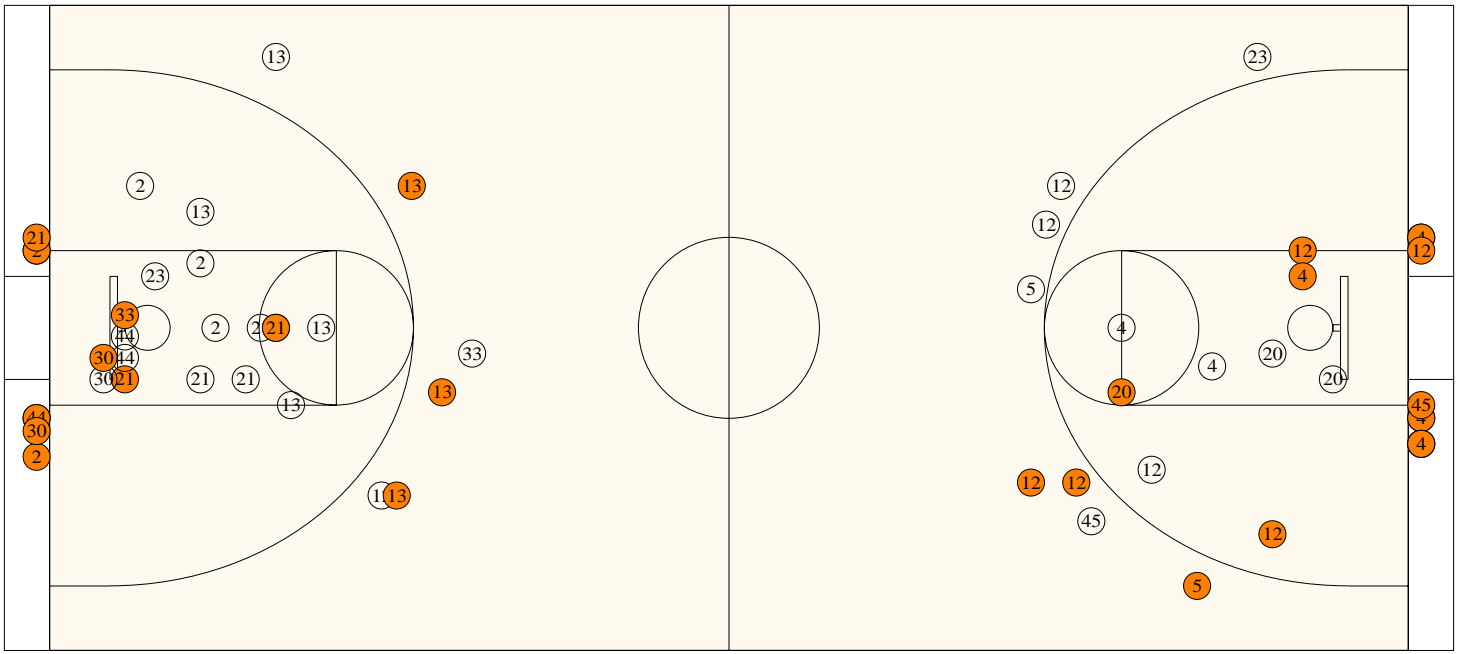
##	Name	P	FG	3 Pt	FT	PTS	ORB	DRB	TR	PF	AST	TO	BS	ST	MIN
2	* Thomas Jackson		9/18	1/1	5/6	24	2	2	4	1	4	3	0	3	30:01
3	Nick Brawner		0/0	0/0	0/0	0	0	0	0	0	0	0	0	0	DNP
4	Takorey McIntosh		0/0	0/0	0/0	0	0	0	0	0	0	0	0	0	DNP
12	* Russell Dillard		0/2	0/1	0/0	0	0	0	0	2	2	0	0	0	8:04
13	* Nick Gagel		5/13	3/6	2/2	15	0	2	2	3	0	2	0	0	30:25
21	* Tim Jackson		7/11	0/0	0/0	14	2	4	6	2	3	1	0	2	27:54
23	Richard Kennedy		3/5	1/1	4/6	11	0	0	0	3	3	3	0	1	22:39
30	Antwan Wilson		5/6	0/0	0/0	10	4	0	4	3	0	3	0	0	13:44
32	Domonique Smith		0/0	0/0	0/0	0	0	0	0	0	0	0	0	0	DNP
33	Sam Tolliver		1/2	0/1	0/0	2	1	1	2	1	0	1	1	0	4:33
44	* Brandon Cason		3/7	0/0	1/1	7	4	4	8	4	0	2	0	0	16:50
45	Corneilus Cotton		0/0	0/0	0/0	0	0	0	0	0	0	0	0	0	DNP
55	Jordan Reeves		2/3	0/0	0/0	4	2	0	2	2	0	2	1	0	5:50
10	Roz Rudolph		0/0	0/0	0/0	0	0	0	0	0	0	0	0	0	DNP
	Team						2	1	3						
	<b>Totals</b>		<b>35/67</b>	<b>5/10</b>	<b>12/15</b>	<b>87</b>	<b>17</b>	<b>14</b>	<b>31</b>	<b>21</b>	<b>12</b>	<b>17</b>	<b>2</b>	<b>6</b>	<b>160</b>
	<b>Total FG</b>		1st Half	15/31	48.4%	2nd Half	20/36	55.6%	Game	35/67	52.2%				
	<b>3 PT FG</b>		1st Half	3/6	50.0%	2nd Half	2/4	50.0%	Game	5/10	50.0%				
	<b>Free Throws</b>		1st Half	2/2	100%	2nd Half	10/13	76.9%	Game	12/15	80.0%				

	PAINT JTOWN			PAINT JTOWN			PAINT JTOWN		
Free Throw Pts	20	12	3Pt Points	21	15	Pts/Possession	1.26	1.18	
Pts off Turnovers	25	21	2nd Chance Points	5	20	Pts off Bench	5	27	
Total Rebounds	19	31	Team Rebounds	2	3	Dead Ball Reb	6	3	
Off Rebound %	26.3	54.8	Def Rebound %	45.2	73.7	Total Rebound %	38.0	62.0	
3Pt Efficiency	+8.2	+14.9	Def. Stops	31	31	Pts/Shot	1.45	1.18	
Technical Fouls	PAINT		None	JTOWN		None			
Officials	Bryan Sandlin, Kevin Driver, Tony Gray								

	Qtr 1	Qtr 2	Qtr 3	Qtr 4	OT 1	OT 2	OT 3	OT 4	Total
<b>Paintsville Tigers</b>	15	26	27	25	0	0	0	0	<b>93</b>
<b>Jeffersontown Chargers</b>	15	20	23	29	0	0	0	0	<b>87</b>

**Largest Lead** JTOWN 39 PAINT 52 (13 pts) **Lead Changes** 3 **Number of Ties** 6  
**Comments:** None

### FIRST HALF



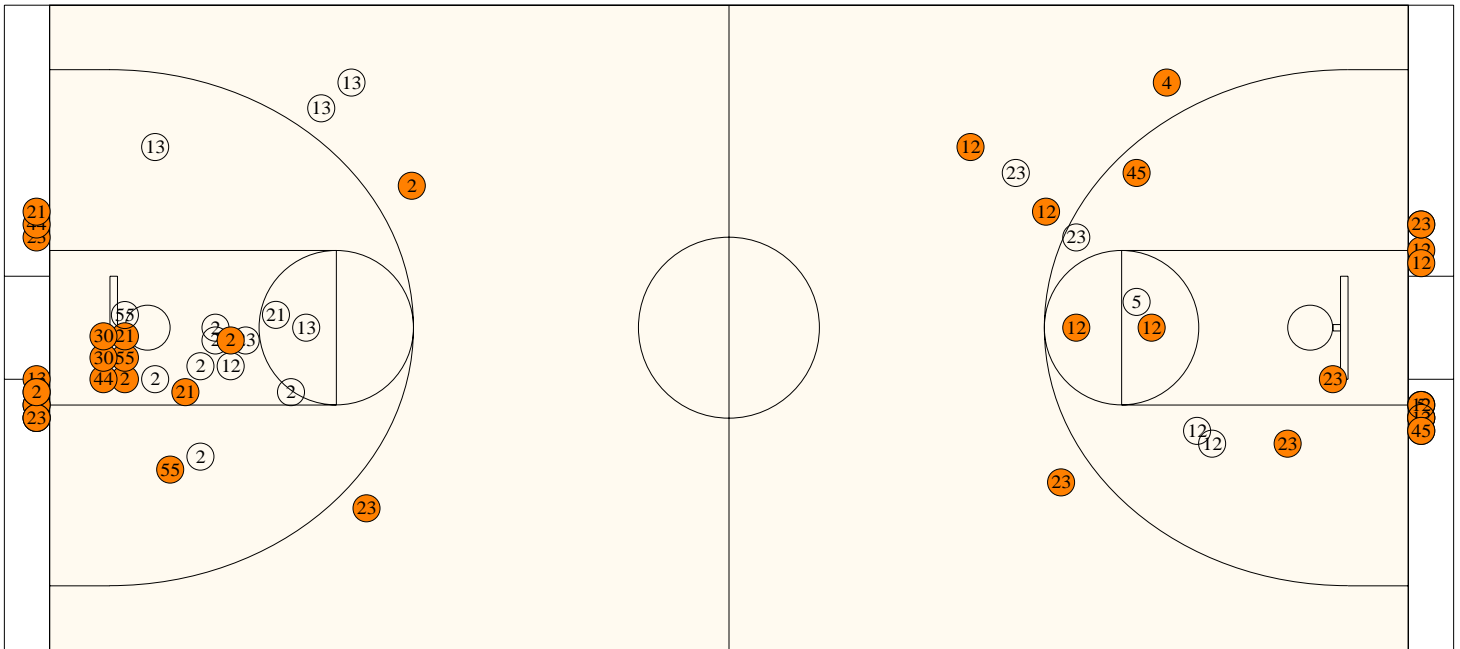
#### Jeffersontown

Shooting	Pts	Pts
2FG 12/25 (48.0%)	24	Pts/Shot 1.09
3FG 3/6 (50.0%)	9	2nd Eff Pts 6
TFG 15/31 (48.4%)		Pts off TO's 7
FT 2/2 (100%)	2	3Pt Eff +18.0
Scoring Distribution: 2FG 68.6% 3FG 25.7% FT 5.7%		

#### Paintsville

Shooting	Pts	Pts
2FG 12/18 (66.7%)	24	Pts/Shot 1.32
3FG 3/8 (37.5%)	9	2nd Eff Pts 0
TFG 15/26 (57.7%)		Pts off TO's 13
FT 8/11 (72.7%)	8	3Pt Eff -6.9
Scoring Distribution: 2FG 58.5% 3FG 22.0% FT 19.5%		

### SECOND HALF

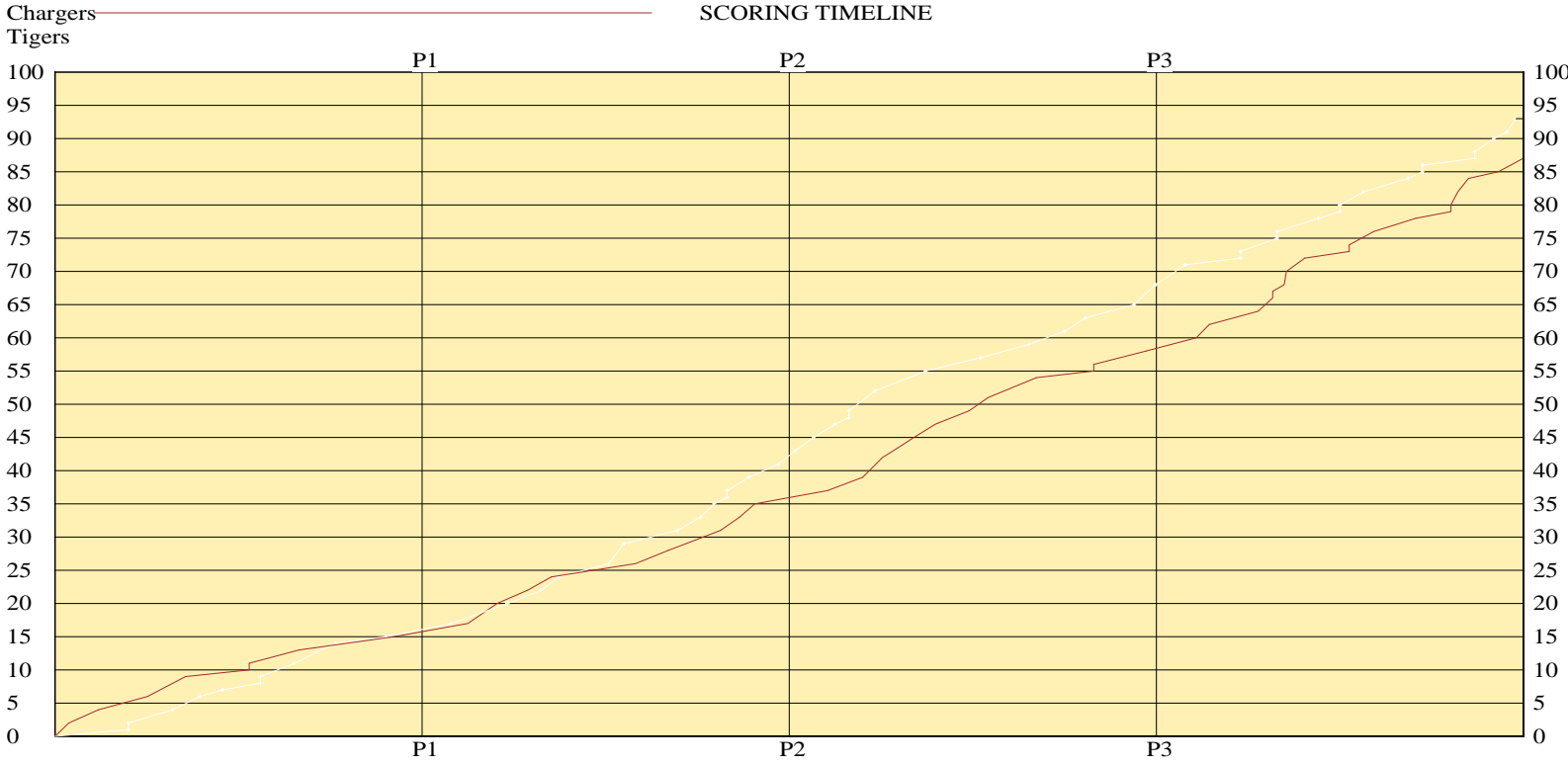
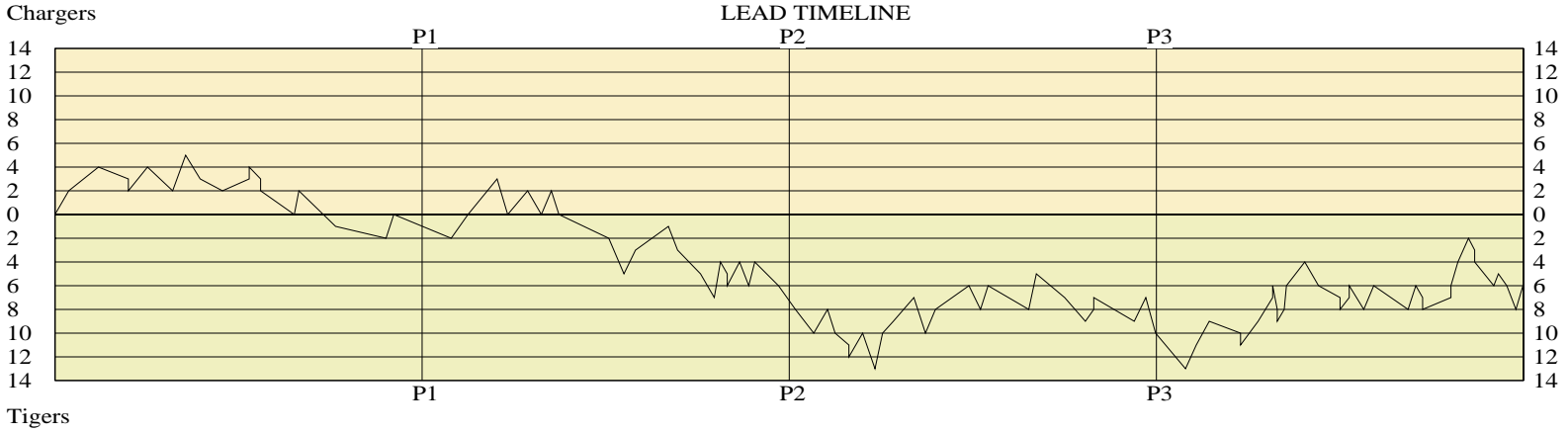


#### Jeffersontown

2FG 18/32 (56.3%)	36	Pts/Shot 1.24
3FG 2/4 (50.0%)	6	2nd Eff Pts 14
TFG 20/36 (55.6%)		Pts off TO's 14
FT 10/13 (76.9%)	10	3Pt Eff +12.5
Scoring Distribution: 2FG 69.2% 3FG 11.5% FT 19.2%		

#### Paintsville

2FG 14/20 (70.0%)	28	Pts/Shot 1.63
3FG 4/5 (80.0%)	12	2nd Eff Pts 5
TFG 18/25 (72.0%)		Pts off TO's 12
FT 12/15 (80.0%)	12	3Pt Eff +33.3
Scoring Distribution: 2FG 53.8% 3FG 23.1% FT 23.1%		



Largest Lead JTOWN 39 PAINT 52 (13 pts) Lead Changes 3 Number of Ties 6

**2008 National City/KHSAA Boys' Sweet 16 - Play by Play Report - Scoring Only (pg 1)**  
**Jeffersontown Chargers vs. Paintsville Tigers**  
**Date: 03/19/2008 Time: 6:30 pm Site: Rupp Arena-Lexington, KY Attendance: N**

Name	Action	Action	Score	Clock	Diff	Name	Action	Action
N Gagel	Layup Made		2-0	1 7:42	+2 (L1)			
T Jackson	Layup Made	R Dillard Assist	4-0	1 7:03	+4			
R Dillard	Personal Foul		4-1	1 6:24	+3	L Slone	FT Made	
			4-2	1 6:24	+2	L Slone	FT Made	
T Jackson	Putback Made		6-2	1 5:59	+4			
			6-4	1 5:26	+2	B Bundy	Layup Made	
N Gagel	3Pt Made	R Dillard Assist	9-4	1 5:09	+5			
			9-6	1 4:50	+3	L Slone	FG Made	
			9-7	1 4:21	+2	S Grimm	FT Made	
R Kennedy	FT Made		10-7	1 3:46	+3			
R Kennedy	FT Made		11-7	1 3:46	+4			
J Reeves	Personal Foul		11-8	1 3:31	+3	J D Vanhooose	FT Made	
			11-9	1 3:31	+2	J D Vanhooose	FT Made	
			11-11	1 2:47	(T1)	L Slone	FG Made	
T Jackson	Layup Made		13-11	1 2:41	+2			
			13-14	1 1:53	-1 (L2)	J Pack	3Pt Made	S Grimm Assist
B Cason	Personal Foul		13-15	1 0:47	-2	S Grimm	FT Made	
S Tolliver	Putback Made		15-15	1 0:37	(T2)			

**End of Period Summary Chargers 15 Tigers 15**

**Largest Lead: Chargers 9 Tigers 4 (5 pts)**  
**Lead in Period: Chargers 9 Tigers 4 (5 pts)**  
**7 for 7 oppo pts**  
**5 for 4 pts**  
**6/14 for 42.9 %**  
**2/2 for 100 %**

**Turnovers**  
**2nd Chances**  
**Field Goals**  
**Free Throws**

**Lead Changes: 2 Ties: 2**  
**Lead Changes: 1 Ties: 2 (this period)**  
**2 for 2 oppo pts**  
**1 for 0 pts**  
**4/13 for 30.8 %**  
**6/8 for 75.0 %**

			15-17	2 7:22	-2	J Murray	FG Made	
T Jackson	FG Made		17-17	2 7:00	(T3)			
N Gagel	3Pt Made	T Jackson Assist	20-17	2 6:22	+3 (L3)			
			20-20	2 6:08	(T4)	L Slone	3Pt Made	
B Cason	Layup Made	T Jackson Assist	22-20	2 5:42	+2			
			22-22	2 5:24	(T5)	S Grimm	FG Made	
T Jackson	FG Made		24-22	2 5:11	+2			
			24-24	2 5:01	(T6)	S Grimm	Layup Made	L Slone Assist
			24-26	2 3:56	-2 (L4)	J Murray	Layup Made	
			24-29	2 3:36	-5	L Slone	3Pt Made	B Bundy Assist
T Jackson	Layup Made		26-29	2 3:21	-3			
T Jackson	Layup Made	T Jackson Assist	28-29	2 2:38	-1			
			28-31	2 2:26	-3	J Murray	Layup Made	
			28-33	2 1:56	-5	L Slone	Layup Made	
			28-35	2 1:38	-7	B Bundy	Layup Made	
N Gagel	3Pt Made		31-35	2 1:30	-4			
S Tolliver	Personal Foul		31-36	2 1:21	-5	L Slone	FT Made	
			31-37	2 1:21	-6	L Slone	FT Made	
A Wilson	Putback Made		33-37	2 1:05	-4			
			33-39	2 0:53	-6	J Murray	Layup Made	
A Wilson	Layup Made	T Jackson Assist	35-39	2 0:45	-4			
			35-41	2 0:14	-6	J Murray	Layup Made	S Grimm Assist

**End of Period Summary Chargers 35 Tigers 41**

2008 National City/KHSAA Boys' Sweet 16 - Play by Play Report - Scoring Only (pg 2)

Jeffersontown Chargers vs. Paintsville Tigers

Date: 03/19/2008 Time: 6:30 pm Site: Rupp Arena-Lexington, KY Attendance: N

Name	Action	Action	Score	Clock	Diff	Name	Action	Action
<b>Largest Lead: Chargers 28 Tigers 35 (7 pts)</b>						<b>Lead Changes: 4 Ties: 6</b>		
<b>Lead in Period: Chargers 28 Tigers 35 (7 pts)</b>						<b>Lead Changes: 2 Ties: 4 (this period)</b>		
<b>4 for 6 oppo pts</b>			<b>Turnovers</b>			<b>3 for 5 oppo pts</b>		
<b>3 for 2 pts</b>			<b>2nd Chances</b>			<b>1 for 0 pts</b>		
<b>9/17 for 52.9 %</b>			<b>Field Goals</b>			<b>11/13 for 84.6 %</b>		
<b>0/0 for 0.00 %</b>			<b>Free Throws</b>			<b>2/3 for 66.7 %</b>		
T Jackson	Putback Made		35-43	3	7:52	-8	L Slone	Layup Made
			35-45	3	7:28	-10	J D Vanhoose	FG Made
			37-45	3	7:10	-8		
			37-47	3	7:00	-10	J Murray	Layup Made
			37-48	3	6:42	-11	S Grimm	FT Made
J Reeves	Putback Made		37-49	3	6:42	-12	S Grimm	FT Made
			39-49	3	6:24	-10		
			39-52	3	6:08	-13	L Slone	3Pt Made
R Kennedy	3Pt Made	T Jackson Assist	42-52	3	5:58	-10		J Murray Assist
R Kennedy	FT Made		43-52	3	5:44	-9		
J Reeves	FG Made	R Kennedy Assist	45-52	3	5:17	-7		
			45-55	3	5:02	-10	J D Vanhoose	3Pt Made
T Jackson	Putback Made		47-55	3	4:49	-8		L Slone Assist
R Kennedy	Layup Made		49-55	3	4:05	-6		
			49-57	3	3:50	-8	B Bundy	Layup Made
N Gagel	Layup Made		51-57	3	3:40	-6		
			51-59	3	2:47	-8	L Slone	FG Made
T Jackson	3Pt Made		54-59	3	2:37	-5		
			54-61	3	2:00	-7	B Bundy	FG Made
			54-63	3	1:33	-9	L Slone	FG Made
N Gagel	FT Made		55-63	3	1:22	-8		
N Gagel	FT Made		56-63	3	1:22	-7		
			56-65	3	0:29	-9	J Pack	Layup Made
T Jackson	FG Made	T Jackson Assist	58-65	3	0:14	-7		S Grimm Assist
			58-68	3	0:01	-10	L Slone	3Pt Made

End of Period Summary Chargers 58 Tigers 68

<b>Largest Lead: Chargers 39 Tigers 52 (13 pts)</b>						<b>Lead Changes: 4 Ties: 6</b>		
<b>Lead in Period: Chargers 39 Tigers 52 (13 pts)</b>						<b>Lead Changes: 0 Ties: 0 (this period)</b>		
<b>3 for 6 oppo pts</b>			<b>Turnovers</b>			<b>4 for 3 oppo pts</b>		
<b>5 for 6 pts</b>			<b>2nd Chances</b>			<b>1 for 0 pts</b>		
<b>9/18 for 50.0 %</b>			<b>Field Goals</b>			<b>11/14 for 78.6 %</b>		
<b>3/4 for 75.0 %</b>			<b>Free Throws</b>			<b>2/4 for 50.0 %</b>		

T Jackson	Layup Made		58-71	4	7:22	-13	J Murray	3Pt Made
			60-71	4	7:08	-11		L Slone Assist
T Jackson	Layup Made	R Kennedy Assist	62-71	4	6:51	-9		
R Kennedy	Personal Foul		62-72	4	6:10	-10	S Grimm	FT Made
			62-73	4	6:10	-11	S Grimm	FT Made
B Cason	Putback Made		64-73	4	5:47	-9		
B Cason	Layup Made	T Jackson Assist	66-73	4	5:28	-7		
B Cason	FT Made		67-73	4	5:28	-6	J Murray	Personal Foul
			67-75	4	5:22	-8	L Slone	Layup Made
B Cason	Personal Foul		67-76	4	5:22	-9	L Slone	FT Made
R Kennedy	FT Made		68-76	4	5:13	-8		

**OFFICIAL BASKETBALL BOX SCORE**  
Paintsville Tigers vs Jeffersontown Chargers

03/19/2008 6:30 pm  
Final Box Score

Rupp Arena  
Lexington, KY

No.	Paintsville Tigers	Total FG		3-point		Free throw		Rebounds			F	TP	A	TO	BLK	STL	MIN
		FG	FGA	FG	FGA	FT	FTA	Off	Def	Tot							
1	Zack Vialpando	0	0	0	0	0	0	0	0	0	0	0	0	0	0	0	DNP
4	<b>Justin Murray</b>	7	9	1	1	2	3	2	0	2	4	17	1	3	0	2	28:57
5	Jeremy Pack	2	4	1	2	0	0	0	0	0	2	5	0	0	0	1	10:59
12	<b>Landon Slone</b>	12	19	4	6	7	7	0	3	3	4	35	4	4	1	0	28:38
13	Shey Spencer	0	0	0	0	0	0	0	0	0	0	0	0	0	0	0	DNP
20	<b>Shane Grimm</b>	2	4	0	0	6	10	1	3	4	3	10	4	2	0	1	32:00
23	<b>J D Vanhoose</b>	4	8	1	3	2	2	1	4	5	1	11	0	0	1	0	32:00
45	<b>Blake Bundy</b>	6	7	0	1	3	4	0	3	3	4	15	1	7	0	1	27:26
14	Dyllon Brown	0	0	0	0	0	0	0	0	0	0	0	0	0	0	0	DNP
15	Tyler Deaton	0	0	0	0	0	0	0	0	0	0	0	0	0	0	0	DNP
22	Jordan Witten	0	0	0	0	0	0	0	0	0	0	0	0	0	0	0	DNP
35	Brett Reynolds	0	0	0	0	0	0	0	0	0	0	0	0	0	0	0	DNP
44	Seth Rice	0	0	0	0	0	0	0	0	0	0	0	0	0	0	0	DNP
11	Dustin Caldwell	0	0	0	0	0	0	0	0	0	0	0	0	0	0	0	DNP
32	Andy Adkins	0	0	0	0	0	0	0	0	0	0	0	0	0	0	0	DNP
<b>Team (Included in Totals)</b>								<b>1</b>	<b>1</b>	<b>2</b>							
<b>Totals</b>		<b>33</b>	<b>51</b>	<b>7</b>	<b>13</b>	<b>20</b>	<b>26</b>	<b>5</b>	<b>14</b>	<b>19</b>	<b>18</b>	<b>93</b>	<b>10</b>	<b>17</b>	<b>2</b>	<b>5</b>	<b>160</b>
Total FG%:1st half 15 - 26 (57.7%) 2nd half 18 - 25 (72.0%) Game 33 - 51 (64.7%)												Deadball rebounds 6					
3Pt FG%: 1st half 3 - 8 (37.5%) 2nd half 4 - 5 (80.0%) Game 7 - 13 (53.8%)																	
FT%: 1st half 8 - 11 (72.7%) 2nd half 12 - 15 (80.0%) Game 20 - 26 (76.9%)																	

No.	Jeffersontown Chargers	Total FG		3-point		Free throw		Rebounds			F	TP	A	TO	BLK	STL	MIN
		FG	FGA	FG	FGA	FT	FTA	Off	Def	Tot							
2	<b>Thomas Jackson</b>	9	18	1	1	5	6	2	2	4	1	24	4	3	0	3	30:01
3	Nick Brawner	0	0	0	0	0	0	0	0	0	0	0	0	0	0	0	DNP
4	Takorey McIntosh	0	0	0	0	0	0	0	0	0	0	0	0	0	0	0	DNP
12	<b>Russell Dillard</b>	0	2	0	1	0	0	0	0	0	2	0	2	0	0	0	8:04
13	<b>Nick Gagel</b>	5	13	3	6	2	2	0	2	2	3	15	0	2	0	0	30:25
21	<b>Tim Jackson</b>	7	11	0	0	0	0	2	4	6	2	14	3	1	0	2	27:54
23	Richard Kennedy	3	5	1	1	4	6	0	0	0	3	11	3	3	0	1	22:39
44	<b>Brandon Cason</b>	3	7	0	0	1	1	4	4	8	4	7	0	2	0	0	16:50
30	Antwan Wilson	5	6	0	0	0	0	4	0	4	3	10	0	3	0	0	13:44
55	Jordan Reeves	2	3	0	0	0	0	2	0	2	2	4	0	2	1	0	5:50
33	Sam Tolliver	1	2	0	1	0	0	1	1	2	1	2	0	1	1	0	4:33
32	Domonique Smith	0	0	0	0	0	0	0	0	0	0	0	0	0	0	0	DNP
45	Corneilus Cotton	0	0	0	0	0	0	0	0	0	0	0	0	0	0	0	DNP
10	Roz Rudolph	0	0	0	0	0	0	0	0	0	0	0	0	0	0	0	DNP
<b>Team (Included in Totals)</b>								<b>2</b>	<b>1</b>	<b>3</b>							
<b>Totals</b>		<b>35</b>	<b>67</b>	<b>5</b>	<b>10</b>	<b>12</b>	<b>15</b>	<b>17</b>	<b>14</b>	<b>31</b>	<b>21</b>	<b>87</b>	<b>12</b>	<b>17</b>	<b>2</b>	<b>6</b>	<b>160</b>
Total FG%:1st half 15 - 31 (48.4%) 2nd half 20 - 36 (55.6%) Game 35 - 67 (52.2%)												Deadball rebounds 3					
3Pt FG%: 1st half 3 - 6 (50.0%) 2nd half 2 - 4 (50.0%) Game 5 - 10 (50.0%)																	
FT%: 1st half 2 - 2 (100%) 2nd half 10 - 13 (76.9%) Game 12 - 15 (80.0%)																	

Technical Fouls: None

Attendance: N

Officials: Bryan Sandlin, Kevin Driver, Tony Gray

Score by Period	1st	2nd	3rd	4th	Final	Record	Overall	Conf
Paintsville Tigers	15	26	27	25	<b>93</b>	Tigers		
Jeffersontown Chargers	15	20	23	29	<b>87</b>	Chargers		

<b>Points off Turnovers</b>	21	25	<b>Second Effort Points</b>	20	5	<b>Bench Points</b>	27	5
<b>Points in the Paint</b>	58	42	<b>3 Point Points</b>	15	21	<b>Free Throw Points</b>	12	20
<b>3pt Efficiency</b>	+14.9	+8.2	<b>Points/Shot</b>	1.18	1.45	<b>Defensive Stops</b>	31	31
<b>Largest Lead</b>	39	52 (13 pts)	<b>Lead Changes</b>	3		<b>Number of Ties</b>	6	

Game comments: None